

TRACK WHEEL

CONVERT YOUR WHEELCHAIR
INTO AN AGILE VEHICLE



REHASENSE





ABOUT REHASENSE

Rehasense is a global healthcare company with a comprehensive portfolio of mobility and care solutions. We aim to provide our customers with mobile freedom and independence, supporting them in their family, social and professional lives.

We achieve this by thinking outside the box when developing future mobility solutions and by constantly developing

our products and knowledge. The dynamics in the company are characterised by an agile corporate structure and mutual respect.

We would like to take this opportunity to thank our customers for their trust in the Rehasense brand and its products.

TOP TECH EXPERTS

The interdisciplinary Rehasense team is made up of specialists in engineering, product design and the luxury goods industry with decades of professional experience.

Rehasense specialises in innovative quality products for the rehabilitation market with a focus on safety, compliance, design, and functionality. The product range includes mobility aids such as rollators, power add-on devices,

wheelchairs, wheelchair accessories as well as care beds, transfer aids and ramps.

All products offered are manufactured in accordance with our certified Quality Management System (QMS), which complies with the international standards ISO 9001 and ISO 13485 as well as the legal requirements of the European Medical Device Regulation (MDR).

"Our goal is to improve people's mobility, independence and quality of life and provide them with a brighter future. That is what Rehasense stands for."

Roger Dutton
CEO Rehasense Group

TRACK

IS YOUR WHEELCHAIR READY TO EXPLORE NEW PATHS?

Transform your wheelchair into a sporty vehicle and experience a new sense of speed and freedom!

The outdoor front wheel TRACK WHEEL is the ideal companion to drive on difficult terrains where you normally can't drive with your wheelchair. The TRACK WHEEL is ultra-light, easy to attach and comfortable.

Whether you are crossing bumpy roads in the city, travelling over cycling and hiking trails, or exploring rough nature trails - with the outdoor front wheel TRACK WHEEL you can move effortlessly on a wide range of terrains.

Thanks to the 12" TRACK WHEEL the castor wheels are raised, and the wheelchair is tilted slightly backwards. The rolling resistance is noticeably reduced. As a result you can achieve higher speed, longer distances, better directional stability and manoeuvrability and enjoy a more comfortable driving experience.

TRACK WHEEL comes in two innovative docking solutions: SINGLE ARM with one clamping device and DOUBLE ARM with a double clamping device. Once your TRACK WHEEL has been correctly adjusted to fit your wheelchair, it can be fastened in a matter of seconds!



Configuration: ICON 60 active wheelchair with TRACK WHEEL DOUBLE ARM, carbon

WHEEL

EXPERIENCE A NEW SENSE OF FREEDOM

SINGLE ARM

If you use a wheelchair with a rigid footplate, the TRACK WHEEL SINGLE ARM with one clamp is the right model for you.

Thanks to the ultra-light carbon fibre design, the weight of the SINGLE ARM is only 2.6 kg with a size of 12" and is therefore one of the lightest on the market. An aluminium version is also available.

The SINGLE ARM is attached to the rigid footplate of the wheelchair and offers probably the best directional stability on the market.



Configuration: SINGLE ARM, carbon

DOUBLE ARM

The DOUBLE ARM has been developed as an alternative mounting solution for those who cannot use the SINGLE ARM.

If you use a rigid or foldable wheelchair with removable legrests, DOUBLE ARM is the right model for you. Thanks to the universally adjustable clamping solution and an additional set of longer arms as standard, you can enjoy maximum flexibility.

Due to the ultra-light carbon fibre, the weight of the DOUBLE ARM is only 4.5 kg with a size of 12" and is therefore one of the lightest on the market. An aluminium version is also available.



Configuration: DOUBLE ARM, carbon

TRACK WHEEL SINGLE and DOUBLE ARM are also available in aluminum.




No tools needed



2 fitting solutions



Ultrafast docking



12" wheel

SINGLE ARM

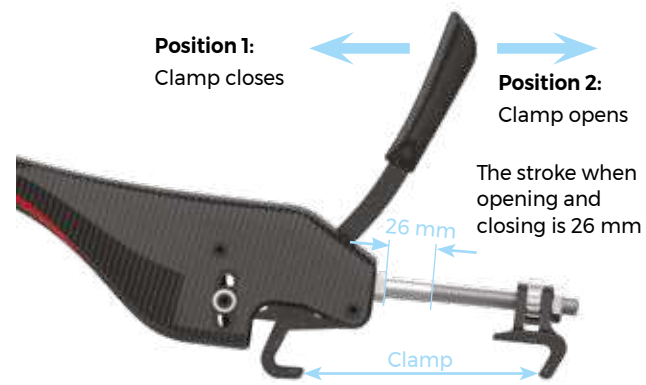
PREPARING THE WHEEL

Before its first use, the TRACK WHEEL has to be adjusted and fine-tuned to fit your wheelchair. This process is easy and takes about 5-10 minutes with standard tools (Allen key size 4 and 5).



Your wheelchair must have a fixed continuous footplate or foot board.

The Single Clamp is fastened on the footplate of a rigid wheelchair.



ATTACHING THE WHEEL

After the first adjustment and fine-tuning to the wheelchair, attaching the wheel is easy. Just follow these steps:

1. Pivot the TRACK WHEEL outwards and move the lever to position 2.
2. Dock the TRACK WHEEL to the wheelchair, move the lever to position 1 to close it and pivot the TRACK WHEEL back inwards again.

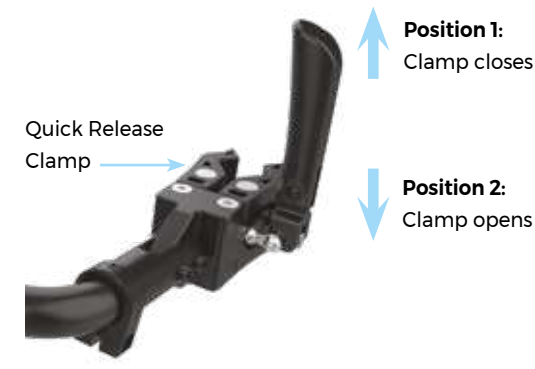


Turn your TRACK WHEEL outwards when attaching it and back inwards to the starting position for driving. You will find more details in the user manual.

DOUBLE ARM

PREPARING THE WHEEL

Before its first use, the TRACK WHEEL is adjusted and fine-tuned to your own wheelchair. DOUBLE ARM models can be adjusted in height and width. The process takes approximately 15-20 minutes.



Detail of the double clamp system. The illustration shows the left clamp together with the lever.



Your wheelchair must have firmly integrated legrests.

The TRACK WHEEL can be attached easily with handy Quick Release Clamps.

ATTACHING THE WHEEL

Fastening the DOUBLE ARM model is easy once the initial adjustments and fine-tuning have been completed.

Just follow these steps:

1. Pivot the TRACK WHEEL outwards and move the levers of the Quick Release Clamps down to position 2.
2. Attach the TRACK WHEEL to the wheelchair, move the levers up to position 1 to close and pivot the TRACK WHEEL back inwards.



Turn your TRACK WHEEL outwards when attaching it and back inwards to the starting position for driving. You will find a more details in the user manual.

AT A GLANCE

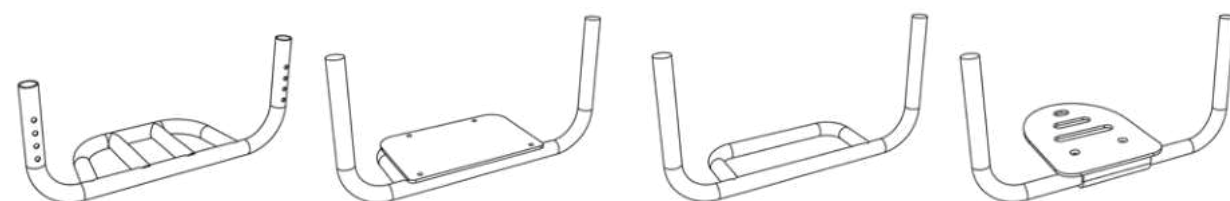
SINGLE ARM

Your SINGLE ARM TRACK WHEEL comes with an extra set of claws. The package includes 1 additional claw for the front and 2 for the rear.



Additional front claw

Additional rear claws



Some examples of footplates that can be combined with your TRACK WHEEL SINGLE ARM

DOUBLE ARM

Your DOUBLE ARM TRACK WHEEL comes with an extra set of longer arms. They provide greater flexibility and more mounting options to fit wider wheelchairs.



arm

ACCESSORIES



If your wheelchair is equipped with removable legrests, you can use our **rigid footplate**. This is designed for the TRACK WHEEL DOUBLE ARM aluminium and it is mounted directly onto the TRACK WHEEL.



Extra mounting options needed?
Equip your DOUBLE ARM with **height adapters** to mount the TRACK WHEEL at different heights to fit various wheelchairs.



Do you want to take your TRACK WHEEL SINGLE ARM with you? No problem! With the **holder** for your wheelchair, your SINGLE ARM is always on hand.

EXTRACT OF TECHNICAL DATA

	DOUBLE ARM carbon	DOUBLE ARM aluminium	SINGLE ARM carbon	SINGLE ARM aluminium
Total length	570 mm	570 mm	670 mm	670 mm
Total width	250 mm	250 mm	80 mm	80 mm
Total height	440 mm	440 mm	360 mm	360 mm
Total weight	4,5 kg	4,7 kg	2,65 kg	2,87 kg
Wheel size	12"	12"	12"	12"
Air pressure in tyre	2.5 bar	2.5 bar	2.5 bar	2.5 bar
Angle adjustment range (for wheelchair legrest angle)	60°-110°	60°-110°	75°-95°	75°-95°
Height adjustment range (from floor to the bottom of clamping)	210 mm + (0-50, 110, 125, 140 mm)	210 mm + (0-50, 110, 125, 140 mm)	-	-
Tube diameter range	19-40 mm	19-40 mm	15-32 mm	15-32 mm
Maximum user weight	140 kg	140 kg	140 kg	140 kg

BRAND AMBASSADOR

"Taking part in sports is a very important part of my life. I love being active, exploring my surroundings and exercising and the TRACK WHEEL is a fantastic accessory for this. In just a few simple steps, you can turn your wheelchair into an outdoor wheelchair. It makes driving much easier and longer journeys more comfortable."

Tomasz Łyko is a national representative for wheelchair basketball and an active rehabilitation instructor.



Scan the code to watch our video "Friends" with our ACTIVE LINE brand ambassadors Tomasz Biduś and Tomasz Łyko.



REAL STORIES

Meet Roxana

In order to take part in a marathon in a wheelchair, I was looking for a solution that could offer me the necessary safety and speed. The Track Wheel has proved to be an indispensable partner for me since I discovered this novelty. Training for the London Landmarks Half Marathon (LLHM), I realised that I could easily use this wheel in everyday life and even for travelling. It didn't have to be registered as a piece of sports equipment I simply connected it to the wheelchair.



Introducing Nicole

Five-year-old Nicole Kuliskova is now able to truly enjoy the great outdoors thanks to her Rehasense TRACK WHEEL which is part of her recently delivered 3-in-1 wheelchair solution from Recare Ltd. one of our UK retailers.

The TRACK WHEEL is an essential part of Nicole's daily life. In the past Nicole would get stuck on every stone, pothole or pavement on the way to school or on family walks which was very frustrating for everyone. But thanks to her new TRACK WHEEL this is no longer happening!

To read the story in full and see what a difference the TRACK WHEEL has made to Nicole's life visit our blog: <https://rehasense.com/blog>





REHASENSE

REHASENSE DEUTSCHLAND GMBH
STERNBERGER STRASSE 12,
32699 EXTERTAL,
GERMANY
☎ +49 2821 590 8587
✉ INFO@REHASENSE.COM

REHASENSE DENMARK
GLARMESTERVEJ 16 A, ST. TV.
8600 SILKEBORG,
DENMARK
☎ +49 176 588 788 01
✉ INFO@REHASENSE.COM

REHASENSE UK LIMITED/IRELAND
UNIT 2, HARMONY HOUSE
TRELEIGH INDUSTRIAL ESTATE
REDRUTH, CORNWALL TR16 4DE
UNITED KINGDOM
☎ +44 (0) 333 220 0704
✉ UKADMIN@REHASENSE.COM

REHASENSE SP. Z O.O.
SULEJOWSKA 45G
97-300 PIOTRKÓW TRYBUNALSKI
POLAND
☎ +48 880 331 272
✉ INFO@REHASENSE.COM

REHASENSE BENELUX
MARKEWEG 81
8398GM BLESIJKE,
NETHERLANDS
☎ +31 653 837 211
✉ INFO@REHASENSE.NL

REHASENSE SVERIGE AB
POLHEMSGATAN 28, SE-392 39 KALMAR
SWEDEN
☎ +46 722 325 090
✉ MATS.LAVEBORN@REHASENSE.COM

REHASENSE ITALY SRL
VIALE DELLE INDUSTRIE 5
20044 ARESE (MI)
ITALY
☎ +39.02.99 77 08
✉ INFO.ITALY@REHASENSE.COM

REHASENSE CHINA
NO.289, WENGJIAO ROAD
XINYANG INDUSTRIAL AREA
361022 HAICANG, XIAMEN,
CHINA
☎ +86 592 688 4014
✉ EVELYN.CHEN@REHASENSE.COM

REHASENSE KOREA
1F. 338-46, DONGBUSUNHWAN-RO,
WONJU-SI 26454 GANGWON-DO,
REPUBLIC OF KOREA
☎ +82 070 4216 3429
✉ JONGSUNG.KIM@REHASENSE.COM

REHASENSE NEW ZEALAND
UNIT 4, 260 APIRANA AVENUE
GLEN INNES, AUCKLAND, 1072,
NEW ZEALAND
☎ +09 555 3111
✉ NZ-INFO@REHASENSE.COM

REHASENSE MOBILITY CANADA LTD
137 BUTTERMILL AVENUE
CONCORD, ONTARIO, L4K 3X5
CANADA
☎ +1 289 654 1901
✉ INFO.CANADA@REHASENSE.COM

REHASENSE USA
1333 BURR RIDGE PARKWAY, SUITE 200
BURR RIDGE, IL 60527, USA
☎ +1 630 756 3099
✉ INFO-USA@REHASENSE.COM

REHASENSE MENA
QETAF MEDICAL EST
3599 PRINCE MOHAMMED BIN
ABDULAZIZ ST,
SAUD LANGAWI CENTER, AL ANDALUS
JEDDAH 23326,
SAUDI ARABIA
☎ +96 650 664 1993
✉ SALES-MIDDLE-EAST@REHASENSE.COM

REHASENSE COLOMBIA
CALLE 171 # 21 A 47
BARRIO LA URIBE, BOGOTÁ
COLOMBIA
☎ +57 3153118652
✉ IVANUMANA@REHASENSECOLOMBIA.COM

REHASENSE AUSTRALIA PTY LTD
☎ +61 475 856 207
✉ WERNER.PETZER@REHASENSE.COM

Follow us on social media



Your Rehasense Dealer



Rehasense's quality management system complies with both the ISO 9001 and ISO 13485 standards, as confirmed by TUV NORD. Rehasense's medical devices are CE-marked and meet the requirements of EU Regulation 2017/745 (MDR.) Rehasense's medical devices are UKCA-marked and meet the requirements of MHRA regulations. Copyright Rehasense® 2023

