

Please contact Invacare EU Export Customer Services on :-
Tel : +33 247 626980 ; Email : servicedclient_export@invacare.com
 Or visit our website : www.invacare.eu.com

Alber® e-pilot® P15

Electric Power Add-On for Manual Wheelchairs



NEW

Cruise Mode
function in
standard

Description:

- Complete power add-on with a motorized front wheel, diameter 16"
- 250W motors
- Standard front lighting as standard
- Kickstand included as standard with stabilization support and wheels
- 13.8 Ah Lithium battery and battery charger
- Range up to 50 km
- Maximum user weight: 100kg
- Weight with batteries: 18.4 kg
- without batteries: 15.5 kg
- 2-year warranty including batteries and excluding wearing parts

Assembly by trained service providers or Invacare

Discover the 3D visual configurator of the alber® e-pilot®! Visit our website!

Date :




Purchase Order :

Customer Code :

Distributor Stamp:

◆ Standard feature

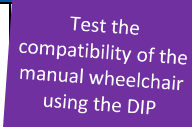
○ Free of charge option

CODE	DESCRIPTION	NC : Non Compatible NC : 9999 = not compatible with the reference 9999	EUROS	
alber® e-pilot® P15				
1592322	<input type="checkbox"/> alber® e-pilot®P15, 16" wheel - 10 km/h - right hand throttle - Up to 50 km range		5 212,32	
1593458	<input type="checkbox"/> alber® e-pilot®P15, 16" wheel - 10 km/h - Left hand throttle - Up to 50 km range		5 212,32	
1595707	<input type="checkbox"/> alber® e-pilot®P15, 16" wheel - 20 km/h - right hand throttle - Up to 50 km range		5 212,32	NEW
1595711	<input type="checkbox"/> alber® e-pilot®P15, 16" wheel - 20 km/h - Left hand throttle - Up to 50 km range		5 212,32	
alber® e-pilot P15 - Notched tire				
1593780	<input type="checkbox"/> alber® e-pilot®P15, 16" wheel notched tire - 10 km/h - right hand throttle - Up to 50 km range		5 320,38	 NEW
1593799	<input type="checkbox"/> alber® e-pilot®P15, 16" wheel notched tire - 10 km/h - Left hand throttle - Up to 50 km range		5 320,38	
1595709	<input type="checkbox"/> alber® e-pilot®P15, 16" wheel notched tire - 20 km/h - right hand throttle - Up to 50 km range		5 320,38	
1595713	<input type="checkbox"/> alber® e-pilot®P15, 16" wheel notched tire - 20 km/h - Left hand throttle - Up to 50 km range		5 320,38	
alber® e-pilot P15 - Tetraplegic brake (Hand rest for accelerator 1592287 supplied as standard)				
1593981	<input type="checkbox"/> alber® e-pilot®P15, 16" wheel - 10 km/h - Right hand throttle - Left quadriplegic brake - Up to 50 km range		5 914,69	 NEW
1594000	<input type="checkbox"/> alber® e-pilot®P15, 16" wheel - 10 km/h - Left hand throttle - Right quadriplegic brake - Up to 50 km range		5 914,69	
1595708	<input type="checkbox"/> alber® e-pilot®P15, 16" wheel - 20 km/h - Right hand throttle - Left quadriplegic brake - Up to 50 km range		5 914,69	
1595712	<input type="checkbox"/> alber® e-pilot®P15, 16" wheel - 20 km/h - Left hand throttle - Right quadriplegic brake - Up to 50 km range		5 914,69	
alber® e-pilot P15 - Tetraplegic brake & Notched tire (Hand rest for accelerator 1592287 supplied as standard)				
1594018	<input type="checkbox"/> alber® e-pilot®P15, 16" wheel notched tire - 10 km/h - Right hand throttle - Left quadriplegic brake - Up to 50 km range		6 022,75	 NEW
1594205	<input type="checkbox"/> alber® e-pilot®P15, 16" wheel with notched tire - 10 km/h - Left hand throttle - Right quadriplegic brake - Up to 50 km range		6 022,75	
1595710	<input type="checkbox"/> alber® e-pilot®P15, 16" wheel notched tire - 20 km/h - Right hand throttle - Left quadriplegic brake - Up to 50 km range		6 022,75	
1595714	<input type="checkbox"/> alber® e-pilot®P15, 16" wheel with notched tire - 20 km/h - Left hand throttle - Right quadriplegic brake - Up to 50 km range		6 022,75	






MANDATORY OPTIONS







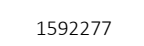






1592290	<input type="checkbox"/>	Fixing kit for alber® e-pilot® P15 (+700 to 900g depending on wheelchair configuration)	342,18	
1584856-EP	<input type="checkbox"/>	Installation of the e-pilot wheel mounting kit by Invacare (return transport costs not included) Average assembly time: 5 working days upon receipt of the chair (In the case of an existing chair, plan to return it to our workshops within 10 days).	347,87	

To determine compatibility:

Wheelchair from the Invacare® group (Action®, kuschall®), please indicate below the serial number of the chair to be equipped.	Wheelchair of all other brands, please send us with this sheet, the measurement of the wheelchair to be equipped or complete the measurements at the end of this sheet.	
<p>Serial Number :</p>		

OPTIONS

1566199	<input type="checkbox"/>	Warranty extension to 36 months for batteries	109,00	
Colours				
	<input type="checkbox"/>	White Silk Matt	◆	
1592122	<input type="checkbox"/>	Dark Yellow	103,32	
1592123	<input type="checkbox"/>	Fire Red	103,32	
1592189	<input type="checkbox"/>	Lime Green	103,32	
1592190	<input type="checkbox"/>	Light Blue	103,32	
1592191	<input type="checkbox"/>	Blaze Orange - Matt Metallic	111,85	
1592192	<input type="checkbox"/>	Purple - Matt Metallic	111,85	
1592193	<input type="checkbox"/>	Cherry Red - Matt Metallic	111,85	
1592194	<input type="checkbox"/>	Emerald Green - Matt Metallic	111,85	
1592195	<input type="checkbox"/>	Dark Blue - Matt Metallic	111,85	
1592196	<input type="checkbox"/>	Anthracite - Matt Metallic	111,85	

Options				
1593107	<input type="checkbox"/>	Docking aid - the e-pilot drive can be attached and removed from the wheelchair with just one hand!	144,08	
1592289	<input type="checkbox"/>	Security package	257,82	
1593079	<input type="checkbox"/>	Additional weights, pair (2.5 kg extra on each side of the wheel)	250,24	
1592281	<input type="checkbox"/>	KLICKfix® front basket attachment	160,19	
1592278	<input type="checkbox"/>	Black front basket with KLICKfix® adapter (max load: 5kg) (requires basket attachment 1592281)	77,73	
1592277	<input type="checkbox"/>	Black front basket and multicolored dots with KLICKfix® adapter (max load: 5kg) (requires basket attachment 1592281)	77,73	
1592282	<input type="checkbox"/>	KLICKfix® pouch attachment	127,01	
1592276	<input type="checkbox"/>	Black pouch with KLICKfix® adapter (max load: 1kg) (requires pouch attachment 1592282)	44,55	
1592284	<input type="checkbox"/>	Black bottle holder with KLICKfix® adapter (max load: 1kg) (requires pocket attachment 1592282)	31,28	
1592173	<input type="checkbox"/>	Supernova front light	127,01	
1592286	<input type="checkbox"/>	Left mirror	31,28	
1592287	<input type="checkbox"/>	Hand rest for accelerator (standard with Tetra brakes)	18,01	
1592097	<input type="checkbox"/>	Spare battery pack 13,8 Ah, 496 Wh	867,30	
1591872	<input type="checkbox"/>	Additional battery charger	273,93	
1592285	<input type="checkbox"/>	Rear light to fit on the push handle	39,81	