

# Invacare® AVIVA® FX Vertic



Please contact Invacare EU Export Customer Services on :-  
**Tel : +33 247 626980 ; Email : serviceclient\_export@invacare.com**  
 Or visit our website : [www.invacare.eu.com](http://www.invacare.eu.com)



## Invacare® AVIVA® FX 40 Stander

Power wheelchair with electric stander



**Description :**

- 178° of stand-up angle
- Tilt with CoG up to 45° **as standard**
- Recline up to 170° **as standard**
- Lift up to **18 cm**
- Powered central legrest **as standard**
- G-trac **as standard**
- LiNX electronic system - REM400 as standard
- 4 pole motors
- Power module : 120 A
- Batteries: 60 Ah
- User max. weight : 113 kg
- 2 years warranty excluding batteries and spares parts

Date :  
 Purchase Order :  
 Customer Code :  
 Dealer Stamp :

\* Les codes et montants LPPR sont donnés à titre indicatif et n'engagent en aucun cas Invacare®.



Customization Service Invacare Unique  
 Please indicate your quote number or special manufacturing number :

**Indicative Public Rate - Use the online configurator on Invacare Pro to generate quotes or orders free from incompatibilities.**

- Please make your selection with a cross in the box      ◆ Standard configuration      ○ Free of charge

Code	Description	Commentaries	Incompatibilities
	<p><i>To fill - Measure in centimeters</i></p> <p>User size :</p> <p>User weight (kg) :</p> <p>A. Cushion seat to shoulders :</p> <p>B. Trunk depth :</p> <p>C. Chest width :</p> <p>D. From backrest to the back of the knee Left : Right :</p> <p>E : From the cushion seat to the top of the head :</p> <p>F : From elbow to the hand :</p> <p>G. From the cushion seat to the elbow :</p> <p>H. Hips width :</p> <p>I. UL length Left : Right :</p> <p>Cushion height :</p>		
			Euros
CODE	DESIGNATION	NC : Non Compatible NC : 9999 : non compatible avec la référence 9999	HT
JEA0000	<input type="checkbox"/> Invacare® AVIVA® FX Stander		23 000,00
<b>STANDER</b>			
JEA0100	<input type="checkbox"/> Multi-Position Standing Maxx system - Includes : detachable padded pectoral bar and knee support adjustable in height and depth		◆
<b>SEATING</b>			
<b>SEAT-TO-FLOOR HEIGHT</b>			
JEA0200	<input type="checkbox"/> 470 mm		◆
JEA0210	<input type="checkbox"/> 495 mm		○

SEAT AND BACKREST RECLINE			
JEA0300	<input type="checkbox"/>	<b>MPS Maxx</b> CG Tilt (45°) and Power Recline (170°) System with Extended Shear Reduction (ESR)	◆
<b>POWER STAND MODULE</b>			
JEA0400	<input type="checkbox"/>	MPS Maxx power stand module	◆
<b>POWER ADJUSTABLE SEAT HEIGHT MODULE</b>			
JEA0500	<input type="checkbox"/>	7" (18 cm) Power adjustable seat height	◆
<b>SEAT WIDTH SETTING</b>			
JEA0600	<input type="checkbox"/>	405 mm (25 mm increments)	○
JEA0610	<input type="checkbox"/>	430 mm (25 mm increments)	○
JEA0620	<input type="checkbox"/>	455 mm (25 mm increments)	○
JEA0630	<input type="checkbox"/>	485 mm (25 mm increments)	○
JEA0640	<input type="checkbox"/>	510 mm (25 mm increments)	○
<b>SEAT DEPTH SETTING</b>			
JEA0700	<input type="checkbox"/>	405 mm	○
JEA0710	<input type="checkbox"/>	430 mm	○
JEA0720	<input type="checkbox"/>	455 mm	○
JEA0730	<input type="checkbox"/>	485 mm	○
JEA0740	<input type="checkbox"/>	510 mm	○
<b>SEAT CUSHION</b>			
JEA0800	<input type="checkbox"/>	<b>Matrx Libra</b> cushion - Startex fabric	◆
JEA0810	<input type="checkbox"/>	Mesh for <b>Libra</b> - Spacetex fabric	○
<b>CHEST STRAPS</b>			
JEA0900	<input type="checkbox"/>	Padded chest strap 2 points	◆
JEA0910	<input type="checkbox"/>	Monoflex underarm trunk support, Small (75 x 75 mm)	113,74
JEA0920	<input type="checkbox"/>	Monoflex underarm trunk support, Medium (100 mm x 464 mm)	118,48
JEA0930	<input type="checkbox"/>	Monoflex underarm trunk support, large (114 mm x 546 mm)	118,48
JEA0940	<input type="checkbox"/>	Monoflex anterior trunk support, center release, Small (63.5 mm x 395 mm)	180,09
JEA0950	<input type="checkbox"/>	Monoflex anterior trunk support, center release, Medium (83 mm x 464 mm)	175,36
JEA0960	<input type="checkbox"/>	Monoflex anterior trunk support, center release, Large (89 mm x 546 mm)	161,14
<b>CHEST BAR</b>			
JEA0970	<input type="checkbox"/>	Foam wrapped chest bar - mount left	NC : 1020, 3110, 3130, 3150, 3170
JEA0980	<input type="checkbox"/>	Foam wrapped chest bar - mount right	NC : 1010, 3100, 3120, 3140, 3160
JEA0990	<input type="checkbox"/>	Flat pad chest bar - mount left	NC : 1020, 3110, 3130, 3150, 3170
JEA1000	<input type="checkbox"/>	Flat pad chest bar - mount right	NC : 1010, 3100, 3120, 3140, 3160
<b>LAP TRAY</b>			
JEA1010	<input type="checkbox"/>	Height adjustable lap tray, clear plastic, mount left	NC : 3110, 3130, 3150, 3170
JEA1020	<input type="checkbox"/>	Height adjustable lap tray, clear plastic, mount right	NC : 3100, 3120, 3140, 3160



0910 / 0920  
0930



0940 / 0950 /



0970 / 0980



0990 / 1000

LAP BELT			
JEA1030	<input type="checkbox"/>	Push button lap belt, 1220 mm / 48" length	○
JEA1040	<input type="checkbox"/>	Push button lap belt, 1524 mm / 60" length	◆
JEA1050	<input type="checkbox"/>	Push button lap belt, 1803 mm / 71" length	○
JEA1060	<input type="checkbox"/>	BodyPoint padded lap belt 2 points	113,74
JEA1070	<input type="checkbox"/>	BodyPoint padded lap belt 4 points	139,34
HEADREST			
JEA1100	<input type="checkbox"/>	Matrx <b>Elan</b> standard pad, 152 mm / 6"	○
JEA1110	<input type="checkbox"/>	Matrx <b>Elan</b> standard pad, 254 mm / 10"	◆
JEA1120	<input type="checkbox"/>	Matrx <b>Elan</b> standard pad, 355 mm / 14"	○
JEA1130	<input type="checkbox"/>	Matrx <b>Elan</b> Occipital pad, 229 mm / 9"	427,49
JEA1140	<input type="checkbox"/>	Matrx <b>Elan</b> Occipital pad, 305 mm / 12"	427,49
JEA1150	<input type="checkbox"/>	Matrx <b>Elan</b> 4 points pad, 229W x 177H mm	559,24
JEA1160	<input type="checkbox"/>	Matrx <b>Elan</b> 4 points, 280W x 254H mm	559,24
HEADREST COVER			
JEA1170	<input type="checkbox"/>	Infection control fabric for Matrx Elan	◆
HEADREST MOUNTING HARDWARE			
JEA1180	<input type="checkbox"/>	Fixed hardware, non removable	NC : 1510 to 1550
JEA1190	<input type="checkbox"/>	Matrx <b>Elan</b> standard hardware 38cm / 15" height, multi axis, removable	◆
JEA1200	<input type="checkbox"/>	Matrx <b>Elan</b> extended hardware 38cm / 15" height, multi axis, removable	○
JEA1210	<input type="checkbox"/>	Matrx <b>Loxx</b> standard hardware, 38 cm / 15" vertical post	○
JEA1220	<input type="checkbox"/>	Matrx <b>Loxx</b> mini hardware, 28 cm / 11" vertical post	○
BACKREST HEIGHT SETTING 8" gap from seat pan to the bottom of the backrest recommended			
JEA1300	<input type="checkbox"/>	505 mm (from seat pan to top of backrest)	NC : 1500, 1510, 1520, 1530, 1610, 1620, 1630, 1640
JEA1310	<input type="checkbox"/>	530 mm (from seat pan to top of backrest)	NC : 1500, 1510, 1520, 1530, 1610, 1620, 1630, 1640
JEA1320	<input type="checkbox"/>	555 mm (from seat pan to top of backrest)	NC : 1500, 1620, 1630, 1640
JEA1330	<input type="checkbox"/>	580 mm (from seat pan to top of backrest)	NC : 1500, 1620, 1630, 1640
JEA1340	<input type="checkbox"/>	610 mm (from seat pan to top of backrest)	NC : 1630, 1640
JEA1350	<input type="checkbox"/>	635 mm (from seat pan to top of backrest)	NC : 1630, 1640
JEA1360	<input type="checkbox"/>	660 mm (from seat pan to top of backrest)	NC : 1640
JEA1370	<input type="checkbox"/>	685 mm (from seat pan to top of backrest)	NC : 1640
JEA1380	<input type="checkbox"/>	710 mm (from seat pan to top of backrest)	○
BACKREST Standard			
JEA1400	<input type="checkbox"/>	Standard backrest	NC : <b>Matrx</b> backrest
BACKREST Matrx (Black Mesh fabric)			
JEA1500	<input type="checkbox"/>	<b>High Back</b>	NC : 1600, 1610
JEA1510	<input type="checkbox"/>	<b>Matrx Elite E2</b>	NC : 1600
JEA1520	<input type="checkbox"/>	<b>Matrx Elite TR</b>	NC : 1600
JEA1530	<input type="checkbox"/>	<b>Matrx Elite E2 Deep</b>	NC : 1600, 2200 to 2270
JEA1540	<input type="checkbox"/>	<b>Matrx Posture Back</b>	NC : 1610, 2200 to 2270
JEA1550	<input type="checkbox"/>	<b>Matrx Posture Back Deep</b>	NC : 1610, 2200 to 2270
BACKREST HEIGHT - 8" gap from seat pan to the bottom of the backrest recommended			
JEA1600	<input type="checkbox"/>	305 mm	○
JEA1610	<input type="checkbox"/>	355 mm	○
JEA1620	<input type="checkbox"/>	405 mm	○
JEA1630	<input type="checkbox"/>	455 mm	○
JEA1640	<input type="checkbox"/>	505 mm	○

1030 /  
1040  
1050



1060



1070



1100



1110



1120



1130



1140



1150



1160



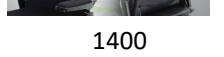
1180



1190



1210



1400



1500




1510



1530



1540



1550



ARMRESTS			
JEA1800	<input type="checkbox"/>	Stander Cantilever Cane Mounted Flip Back Armrest	◆
JEA1805	<input type="checkbox"/>	Outback Stander Cantilever Cane Mounted, Flip Back Armrest	203,79
ARMREST TUBE LENGTH			
LEFT HAND			
JEA1810	<input type="checkbox"/>	Armrest tube, full length	○
JEA1820	<input type="checkbox"/>	Armrest tube, desk length	◆
RIGHT HAND			
JEA1830	<input type="checkbox"/>	Armrest tube, full length	○
JEA1840	<input type="checkbox"/>	Armrest tube, desk length	◆
ARM PADS			
LEFT HAND			
JEA1850	<input type="checkbox"/>	Standard pads, full length 355 mm / 14"	NC : 1970 ○
JEA1860	<input type="checkbox"/>	Standard pad, desk length 254 mm / 10"	NC : 1970 ○
JEA1870	<input type="checkbox"/>	Modular arm pad, integrated <i>soft skin</i> foam, full length 355 mm / 14"	NC : 1970 ○
JEA1880	<input type="checkbox"/>	Modular arm pad, integrated <i>soft skin</i> foam, desk length 254 mm / 10"	NC : 1970 ○
JEA1890	<input type="checkbox"/>	Modular arm pad, <i>Startex</i> covered, visco foam, full length 355 mm / 14"	NC : 1970 ○
JEA1900	<input type="checkbox"/>	Modular arm pad, <i>Startex</i> covered, visco foam, desk length 254 mm / 10"	NC : 1970 ◆
JEA1910	<input type="checkbox"/>	Flat multi-position pad, full length 355 mm / 14"	NC : 1970 37,91
JEA1920	<input type="checkbox"/>	Flat multi-position pad, desk length 254 mm / 10"	NC : 1970 37,91
JEA1930	<input type="checkbox"/>	Gel pad, narrow 51 x 305 mm	NC : 1970 42,65
JEA1940	<input type="checkbox"/>	Gel pad, wide 89 x 305 mm	NC : 1970 42,65
JEA1950	<input type="checkbox"/>	Gel pad, long 89 x 355 mm	NC : 1970 52,13
JEA1960	<input type="checkbox"/>	Ergonomic arm trough, 114 x 330 mm	163,98
FLAT HAND PAD (only for ergonomic arm trough)			
JEA1970	<input type="checkbox"/>	Flat hand pad 114 x 127 mm - left	158,29
RIGHT HAND			
JEA2000	<input type="checkbox"/>	Standard pads, full length 355 mm / 14"	NC : 2120 ○
JEA2010	<input type="checkbox"/>	Standard pad, desk length 254 mm / 10"	NC : 2120 ○
JEA2020	<input type="checkbox"/>	Modular arm pad, integrated <i>soft skin</i> foam, full length 355 mm / 14"	NC : 2120 ○
JEA2030	<input type="checkbox"/>	Modular arm pad, integrated <i>soft skin</i> foam, desk length 254 mm / 10"	NC : 2120 ○
JEA2040	<input type="checkbox"/>	Modular arm pad, <i>Startex</i> covered, visco foam, full length 355 mm / 14"	NC : 2120 ○
JEA2050	<input type="checkbox"/>	Modular arm pad, <i>Startex</i> covered, visco foam, desk length 254 mm / 10"	NC : 2120 ◆
JEA2060	<input type="checkbox"/>	Flat multi-position pad, full length 355 mm / 14"	NC : 2120 37,91
JEA2070	<input type="checkbox"/>	Flat multi-position pad, desk length 254 mm / 10"	NC : 2120 37,91
JEA2080	<input type="checkbox"/>	Gel pad, narrow 51 x 305 mm	NC : 2120 42,65
JEA2090	<input type="checkbox"/>	Gel pad, wide 89 x 305 mm	NC : 2120 42,65
JEA2100	<input type="checkbox"/>	Gel pad, long 89 x 355 mm	NC : 2120 52,13
JEA2110	<input type="checkbox"/>	Ergonomic arm trough, 114 x 330 mm	163,98



1800



1850 / 1860  
2000 / 2010



1870  
1880  
2020  
2030



1890  
1900  
2040  
2050



1910 / 1920  
2060 / 2070



1930 / 1940  
1950 / 2080



1960 / 2110



1970 / 2120

FLAT HAND PAD (only for ergonomic arm trough)			
JEA2120	<input type="checkbox"/>	Flat hand pad 114 x 127 mm - right	158,29
LATERAL TRUNK SUPPORTS			
MAXX trunk support pad fixed - left hand (length x height)			
JEA2200	<input type="checkbox"/>	<b>Maxx Style</b> trunk support cushion XS, left 110 x 83 mm	236,97
JEA2210	<input type="checkbox"/>	<b>Maxx Style</b> trunk support cushion S, left 135 x 90 mm	236,97
JEA2220	<input type="checkbox"/>	<b>Maxx Style</b> trunk support cushion M, left 145 x 95 mm	236,97
JEA2230	<input type="checkbox"/>	<b>Maxx Style</b> trunk support cushion L, left 165 x 110 mm	236,97
MAXX trunk support pad fixed - right hand (length x height)			
JEA2240	<input type="checkbox"/>	<b>Maxx Style</b> trunk supports cushion XS, right 110 x 83 mm	236,97
JEA2250	<input type="checkbox"/>	<b>Maxx Style</b> trunk supports cushion S, right 135 x 90 mm	236,97
JEA2260	<input type="checkbox"/>	<b>Maxx Style</b> trunk supports cushion M, right 145 x 95 mm	236,97
JEA2270	<input type="checkbox"/>	<b>Maxx Style</b> trunk supports cushion L, right 165 x 110 mm	236,97
Hardware for MAXX swing away thoracic supports - left			
JEA2280	<input type="checkbox"/>	MAXX trunk supports hardware, swing away	○
Extended trunk supports - left			
JEA2290	<input type="checkbox"/>	Extended trunk supports, left, 25 mm	106,16
Hardware for MAXX swing away trunk support - right			
JEA2300	<input type="checkbox"/>	MAXX trunk support hardware, swing away	○
Extended trunk support - right			
JEA2310	<input type="checkbox"/>	Extended trunk supports, right, 25 mm	106,16
HIP/KNEE SUPPORT			
Hip/knee support - left (length x height)			
JEA2400	<input type="checkbox"/>	Hip/knee support XS, left 140 x 102 mm	236,97
JEA2410	<input type="checkbox"/>	Hip/knee support S, left 178 x 152 mm	236,97
JEA2420	<input type="checkbox"/>	Hip/knee support M, left 229 x 102 mm	236,97
JEA2430	<input type="checkbox"/>	Hip/knee support L, left 330 x 102 mm	236,97
Hip/knee support - right (length x height)			
JEA2440	<input type="checkbox"/>	Hip/knee support XS, right 140 x 102 mm	236,97
JEA2450	<input type="checkbox"/>	Hip/knee support S, right 178 x 152 mm	236,97
JEA2460	<input type="checkbox"/>	Hip/knee support M, right 229 x 102 mm	236,97
JEA2470	<input type="checkbox"/>	Hip/knee support L, right 330 x 102 mm	236,97
HIP/KNEE SUPPORT HARDWARE			
Left side			
JEA2480	<input type="checkbox"/>	Fixed hardware mounted at hip - left	○
JEA2490	<input type="checkbox"/>	Removable hardware mounted at hip - left	○
JEA2500	<input type="checkbox"/>	Quick release, removable, multi-axis hardware, mounted at hip - left	66,35
JEA2510	<input type="checkbox"/>	Quick release, removable, multi-axis hardware, mounted at knee - left	66,35
JEA2520	<input type="checkbox"/>	Extended Quick release, removable, multi-axis hardware, mounted at hip - left	85,31
JEA2530	<input type="checkbox"/>	Extended Quick release, removable, multi-axis hardware, mounted at knee - left	85,31



2200 / 2210  
2220 / 2230



2240 / 2250  
2260 / 2270



2280 / 2300




2290 / 2310




2400

2410

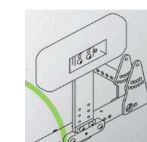
2450



2420 / 2460



2430 / 2470



2480 / 2490  
2540 / 2550

RIGHT SIDE			
JEA2540	<input type="checkbox"/>	Fixed hardware mounted at hip - right	○
JEA2550	<input type="checkbox"/>	Removable hardware mounted at hip - right	○
JEA2560	<input type="checkbox"/>	Quick release, removable, multi-axis hardware, mounted at hip - right	66,35
JEA2570	<input type="checkbox"/>	Quick release, removable, multi-axis hardware, mounted at knee - right	66,35
JEA2580	<input type="checkbox"/>	Extended Quick release, removable, multi-axis hardware, mounted at hip - right	85,31
JEA2590	<input type="checkbox"/>	Extended Quick release, removable, multi-axis hardware, mounted at knee - right	85,31
POWER CENTER MOUNT FOOT PLATFORM OPTIONS			
Central legrest adjustable in angle with calf pads			
	<input type="checkbox"/>	Synchronised with power standing Knee support included	◆
JEA2600	<input type="checkbox"/>	BDC Power Elevating Belt Drive Center Mount Articulating Foot Platform	◆
		To complete - Mesures in mm - from knee to heel :                      Cushion height (to subtract) :                      Cushion compression (to add) :                      UL ( from seat pan to footrests) :	
Seat pan to footplate			
JEA2610	<input type="checkbox"/>	203 - 305 mm	NC : 2650
JEA2630	<input type="checkbox"/>	330 - 406/430 mm	NC : 2640
Individual calf pads (height x width)			
JEA2640	<input type="checkbox"/>	Individual calf pads 140mm x 102mm	○
JEA2650	<input type="checkbox"/>	Individual calf pads 190mm x 150mm	◆
Footplate - left side (width x depth)			
JEA2660	<input type="checkbox"/>	Left footplate size S - 140 x 190 mm	○
JEA2670	<input type="checkbox"/>	Left footplate size M - 140 x 240 mm	◆
JEA2680	<input type="checkbox"/>	Left footplate size L - 150 x 290 mm	○
Footplate - Right side (width x depth)			
JEA2690	<input type="checkbox"/>	Right footplate size S - 140 x 190 mm	○
JEA2700	<input type="checkbox"/>	Right footplate size M - 140 x 240 mm	◆
JEA2710	<input type="checkbox"/>	Right footplate size L - 150 x 290 mm	○
Knee blocks			
JEA2720	<input type="checkbox"/>	Modular Knee Blocks with Height, Depth and Angle Adjustable Mounting Hardware	◆
JEA2730	<input type="checkbox"/>	Modular Knee Blocks with Eccentric Bolster Mounting Hardware	○
		Allow individual setting for knee supports	
Pad size for modular knee blocks			
JEA2740	<input type="checkbox"/>	254 mm cushion for knee supports	○
JEA2750	<input type="checkbox"/>	203 mm cushion for knee supports	◆
JEA2760	<input type="checkbox"/>	150 mm cushion for knee supports	○



2500 / 2510  
2520 / 2530  
2560 / 2570  
2580 / 2590



2600



2640 / 2650



2720



2730

LiNX ELECTRONIC DRIVING CONTROLS			
<b>LiNX primary remotes</b>			
JEA3000	<input type="checkbox"/>	Remote <b>LiNX</b> REM211 : Drive and actuators control	NC : Special Controls
JEA3010	<input type="checkbox"/>	Remote <b>LiNX</b> REM216 : Drive, actuators and lights control	NC : Special Controls
JEA3020	<input type="checkbox"/>	Remote <b>LiNX</b> REM400 : <b>Color 3,5" touchscreen and bluetooth</b> - Drive, actuators and lights control, mouse emulator	
JEA3030	<input type="checkbox"/>	Control screen <b>LiNX</b> REM500 : <b>Color 3,5" touchscreen and bluetooth</b> - Drive, actuators and light control, mouse emulator - <b>NEEDS A SPECIAL ORDER</b>	568,72
<b>Option REM400</b>			
JEA3040	<input type="checkbox"/>	Assignable Toggle Switch Module for REM400 (DLX-SW400TGL) as default set to left: ON/OFF, right speed dial	340,28
<b>Primary remote mounting (REM211/216/400)</b>			
JEA3100	<input type="checkbox"/>	Standard bracket, RH	NC : 3610
JEA3110	<input type="checkbox"/>	Standard bracket, LH	NC : 3620
JEA3120	<input type="checkbox"/>	Swing away <b>Quad Link</b> support, reversible and height adjustable, RH	NC : 3610
JEA3130	<input type="checkbox"/>	Swing away <b>Quad Link</b> support, reversible and height adjustable, LH	NC : 3620
JEA3140	<input type="checkbox"/>	Swing away <b>Maxx Resolve</b> support, reversible and height adjustable, RH	NC : 3610
JEA3150	<input type="checkbox"/>	Swing away <b>Maxx Resolve</b> support, reversible and height adjustable, LH	NC : 3620
<b>LiNX REM500 Control screen mounting</b>			
JEA3160	<input type="checkbox"/>	Swing away bracket, multi-adjustable, RH	NC : 3610
JEA3170	<input type="checkbox"/>	Swing away bracket, multi-adjustable, LH	NC : 3620
<b>Attendant control LiNX</b>			
JEA3200	<input type="checkbox"/>	Dual control <b>LiNX</b> Compact for attendant - 3 driving profiles	677,02
JEA3210	<input type="checkbox"/>	Bracket RH - Only for Compact	NC : 3430
JEA3220	<input type="checkbox"/>	Bracket LH - Only for Compact	NC : 3440
<b>LiNX Compact Joysticks</b>			
JEA3300	<input type="checkbox"/>	<b>LiNX</b> Proportional compact joystick (Deflection force: 160 g)	1 371,56
JEA3310	<input type="checkbox"/>	<b>LiNX</b> Proportional compact low force joystick (Deflection force: 112 g)	1 509,00
<b>Alternative joysticks, accessoires and mounting</b>			
<b>Head control ATOM technology</b>			
JEX3500	<input type="checkbox"/>	ATOM <b>ASL104</b> + Egg contactors	5 648,34
JEX3510	<input type="checkbox"/>	PROTON <b>ASL104P</b> + Egg contactors	5 648,34

**LiNX**



REM211 REM216



REM400 REM500



3040



3120 / 3130



3140 / 3150



3160  
3170



3200



3300  
3310



3500

3510

Four-switch proximity array - ATOM technology			
JEX3600	<input type="checkbox"/>	Four-Switch Proximity Array <b>ASL106</b>	6 129,86
JEX3610	<input type="checkbox"/>	Centre Mount on ASL619 tray, swing-away to RH	○
JEX3620	<input type="checkbox"/>	Centre Mount on ASL619 tray, swing-away to LH	○
JEX3630	<input type="checkbox"/>	Individual mounting option per request (Special) - REQUIRES ADDITIONAL INFORMATION / SPECIFICATION	Sur devis
ATOM wireless accessories			
JEX3700	<input type="checkbox"/>	Triple receiver	○
JEX3710	<input type="checkbox"/>	Mouse emulator	○
Sip'N Puff head control with promimity sensors			
JEA3720	<input type="checkbox"/>	Breath control <b>ASL109</b> (Forward/Backward) and proximity sensors (Left/Right), delivered with entry module, tube and mouthpiece ASL301LIP	6 731,75
LiNX interfaces			
JEA3740	<input type="checkbox"/>	Entry module DLX-IN500-A (Breath control)	507,11
JEA3750	<input type="checkbox"/>	Exit module LiNX (DLX-OUT500)	591,47
LiNX accesories			
USB charger port			
JEA3760	<input type="checkbox"/>	USB charging plug	○
Bodypoint Joystick knobs			
JEA3800	<input type="checkbox"/>	76 mm (3") U-Shaped joystick handle	100,00
JEA3810	<input type="checkbox"/>	100 mm (4") U-Shaped joystick handle	100,00
JEA3820	<input type="checkbox"/>	66 mm Domed rubber joystick handle	100,00
JEA3830	<input type="checkbox"/>	Mushroom Grooved, Joystick Handle	100,00
JEA3840	<input type="checkbox"/>	T Handle Flexible Joystick Extension	100,00
Driving functions using			
Multi-function switch			
JEA4000	<input type="checkbox"/>	8-Way switch multi-function keyboard	Temporarily unavailable 805,69
JEA4010	<input type="checkbox"/>	10-Way switch mutli-function keyboard	Temporarily unavailable 1 066,35
Electronic switch mounting			
JEA4030	<input type="checkbox"/>	Left hand	○
JEA4040	<input type="checkbox"/>	Right hand	○
JEA4050	<input type="checkbox"/>	Joystick bracket	○
JEA4060	<input type="checkbox"/>	Not mounted	○
DRIVING UNIT OPTIONS			
Shroud colors			
JEA5000	<input type="checkbox"/>	Anthracite black	Spécial - sur demande ○
JEA5010	<input type="checkbox"/>	Silver	Spécial - sur demande ○
JEA5040	<input type="checkbox"/>	Midnight purple	Spécial - sur demande ○
JEA4130	<input type="checkbox"/>	Obsidian black	○
JEA4140	<input type="checkbox"/>	Ruby red	○
JEA4150	<input type="checkbox"/>	Peacock blue	○
JEA4160	<input type="checkbox"/>	Flamingo pink	○
JEA4170	<input type="checkbox"/>	Purple Passion	○
JEA4180	<input type="checkbox"/>	Denim navy	○
JEA4190	<input type="checkbox"/>	Lime twist	○
JEA4200	<input type="checkbox"/>	Artic blue	○

3600



3720



3740



3760

3800



3810

3820



4000



4010



4030

4040



4050



4130 4140 4150



4160 4170 4180



4190 4200

<b>Rim color</b>			
JEA5200	<input type="checkbox"/>	Anthracite black	Spécial - sur demande ○
JEA5210	<input type="checkbox"/>	Silver	Spécial - sur demande ○
JEA5220	<input type="checkbox"/>	Bengal red	Spécial - sur demande ○
JEA5240	<input type="checkbox"/>	Violet Midnight	○
JEA4240	<input type="checkbox"/>	Obsidian black	○
JEA4250	<input type="checkbox"/>	Ruby red	○
JEA4260	<input type="checkbox"/>	Peacock blue	○
JEA4270	<input type="checkbox"/>	Pink flamingo	○
JEA4280	<input type="checkbox"/>	Purple passion	○
JEA4290	<input type="checkbox"/>	Denim navy	○
JEA4300	<input type="checkbox"/>	Lime twist	○
JEA4310	<input type="checkbox"/>	Artic blue	○
JEA4320	<input type="checkbox"/>	Banana split	○
JEA4330	<input type="checkbox"/>	Orange marmalade	○
JEA4340	<input type="checkbox"/>	Morning mist	○
<b>Fender color</b>			
JEA4400	<input type="checkbox"/>	Fenders Match Shroud Color	○
JEA4410	<input type="checkbox"/>	Black	◆
<b>PERFORMANCES</b>			
<b>Rear forks</b>			
JEA4500	<input type="checkbox"/>	Single-arm forks	◆
<b>Rear wheels</b>			
JEA4600	<input type="checkbox"/>	8" Castor, Puncture Proof Solid Inlay, Black (non-marking)	◆
<b>Drive wheels</b>			
JEA4700	<input type="checkbox"/>	14" x 3" Drive Wheel, Pneumatic, Black (non-marking)	◆
JEA4710	<input type="checkbox"/>	14" x 3" Drive Wheel with Gel Foam Inserts, Black (non-marking)	○
<b>4 wheel Suspension technology</b>			
JEA4800	<input type="checkbox"/>	Broken-Link 4 bar technology suspension system	◆
<b>PERFORMANCES</b>			
<b>Motors</b>			
JEA4905	<input type="checkbox"/>	10 km/h, programmable at 12 km/h, 4 poles	◆
<b>Batteries</b>			
JEA5000	<input type="checkbox"/>	60 Ah Gel	◆
<b>Gyroscope</b>			
JEA05100	<input type="checkbox"/>	<b>G-trac</b> module (Directional control of the trajectory while driving)	◆
<b>Charger</b>			
JEA5210	<input type="checkbox"/>	OptiCharge 10 A charger	◆
<b>Anti-tippers</b>			
JEA5300	<input type="checkbox"/>	Anti-tippers	◆
<b>Lights</b>			
JEA5400	<input type="checkbox"/>	LED Light system with Indicators 30 Lux	492,89
	<input type="checkbox"/>	Without light equipment	◆
<b>Tie-down hook and transportation kit</b>			
JEA5500	<input type="checkbox"/>	4-point tie-down	◆



4240 4250 4260



4270 4280 4290



4300 4310 4320



4330 4340



4400

