

# Rea® Dahlia® 45°

Please contact Invacare EU Export Customer Services on :-  
**Tel : +33 247 626980 ; Email : serviceclient\_export@invacare.com**  
 Or visit our website : [www.invacare.eu.com](http://www.invacare.eu.com)



## Rea® Dahlia® 45°

Folding Frame Steel Manual Wheelchair



### Description:

- Reclining seat up to 45° \*
- Backrest adjustable in angle or tilting from 0° to 30°\*
- Reduced overall width: Seat width +180 mm with 20", 22", 24" wheels
- Wheelbase adjustable over 90 mm
- delivered in rearward position.
- Weight: from 35kg.
- Max user weight: 135 kg.
- 2-year warranty period excluding wear parts
- \* see table at the end of order form

Date :

Purchase Order :

Customer Code :

Distributor Stamp::



Invacare Unique Customization Service  
 Please specify the quote or special production number:

☐ Please make your selection with a cross in the box      ◆ Standard feature      ○ Free of charge option

CODE	DESCRIPTION	NC : Non Compatible NC : 9999 = not compatible with the reference 9999	Euros	
BXA0015	<input type="checkbox"/> Rea® Dahlia® 45°		2 083,41	
<b>PROPULSION TYPE</b>				
BXA0035	SELF PROPELLED: 24" / 22" / 20" WHEELS	NC : 1548	◆	
BXA0042	<input type="checkbox"/> ONE ARM DRIVE RIGHT (NEW DHR SYSTEM) - QUICK RELEASE AXLES	NC : 0120, 0140, 1515, 1542, 1544, 1546, 1770	832,23	
BXA0044	<input type="checkbox"/> ONE ARM DRIVE LEFT (NEW DHR SYSTEM) - QUICK RELEASE AXLES	NC : 0120, 0140, 1515, 1542, 1544, 1546, 1770	832,23	
<b>SEAT</b>				
<b>SEAT WIDTH</b>				
BXA0050	<input type="checkbox"/> 390 MM ( SMALL CHASSIS)	NC : 1770	○	
BXA0060	<input type="checkbox"/> 440 MM ( MEDIUM CHASSIS)		○	
BXA0070	<input type="checkbox"/> 490 MM ( LARGE CHASSIS)		○	
<b>SEAT WIDTH EXTENSION (PRE ADJUSTMENT)</b>				
BXA0080	<input type="checkbox"/> + 50 MM		○	
BXA0100	<input type="checkbox"/> WITHOUT SEAT WIDTH EXTENSION	NC : 0420	◆	
<b>SEAT DEPTH</b>				
BXA0110	<input type="checkbox"/> 430-500 MM		◆	
<b>SEAT HEIGHT</b>				
BXA0120	<input type="checkbox"/> 350 MM/ 14"; (20" AND 16")	NC : 0630, 0770, 0810, 0850, 1465, 1770	○	
BXA0130	<input type="checkbox"/> 380 MM/ 15"; (22", 20" AND 16")	NC : 0630, 0770, 0810, 0850, 1465, 1770	○	
BXA0140	<input type="checkbox"/> 400 MM/ 16"; (20")	NC : 0630, 0770, 0810, 0850, 1465	○	
BXA0150	<input type="checkbox"/> 430 MM/ 17"; (20" AND 22")	NC : 0630, 1465	○	
BXA0160	<input type="checkbox"/> 450 MM/ 18"; (24" AND 22")	NC : 1465	◆	
BXA0170	<input type="checkbox"/> 480 MM/ 19"; (24" AND 16")		○	
<b>SEAT CUSHION</b>				
BXA0220	<input type="checkbox"/> CUSHION MISTRAL 2 LAYER	NC : 0290, 0305	-43,70	
BXA0230	<input type="checkbox"/> CUSHION FLOSHAPE		-43,70	
BXA0240	<input type="checkbox"/> CUSHION MATRIX CONTOUR VISCO NG	NC : 0290, 0300, 0305	◆	
BXA0260	<input type="checkbox"/> CUSHION VICAIR ADJUSTER (100 MM)	NC : 0290, 0300, 0305, 1850	498,07	
BXA0270	<input type="checkbox"/> CUSHION VICAIR VECTOR O2 - 100 MM	NC : 0290, 0300, 0305, 1850	642,08	
<b>SEAT UPHOLSTERY</b>				
BXA0290	<input type="checkbox"/> BLACK PLUSH TR35		○	
BXA0300	<input type="checkbox"/> BLACK PU TR26 - MUTLI STRETCH PU COATED FABRIC		◆	
BXA0305	<input type="checkbox"/> BLACK SPACER TR36		○	



BACKREST						
BACKREST JOINT POSITION						
BXA0330	<input type="checkbox"/>	+ 50 MM				○
BXA0340	<input type="checkbox"/>	WITHOUT BACKREST JOINT WIDTH EXTENSION				◆
BACKREST TYPE						
BXA0370	<input type="checkbox"/>	LAGUNA 2 BACKREST PLATE	NC : 0420, 0450, 0470, 0480, 0515			○
BXA0390	<input type="checkbox"/>	FLEX 3 BACKREST, FIXED PLATE (WIDTH ADJUSTABLE)	NC : 0450, 0515			○
BXA0400	<input type="checkbox"/>	FLEX 3 BACKREST, TENSION ADJUSTABLE (WIDTH ADJUSTABLE)				◆
BACKREST FLEX 3 ADJUSTMENT						
BXA0420	<input type="checkbox"/>	FLEX 3 + 50 MM				○
BXA0440	<input type="checkbox"/>	WITHOUT BACKREST WIDTH EXTENSION				◆
BACKREST COVER/ CUSHION						
BXA0450	<input type="checkbox"/>	COVER, LATERAL - BACKREST UPHOLSTERY MANDATORY				◆
BXA0460	<input type="checkbox"/>	CUSHION, LAGUNA (LATERAL SUPPORT) - BACKREST UPHOLSTERY MANDATORY	NC : 0515			○
BXA0470	<input type="checkbox"/>	CUSHION, MISTRAL 2 (WAIST SUPPORT) - BACKREST UPHOLSTERY MANDATORY	NC : 0515, 0535			○
BXA0480	<input type="checkbox"/>	CUSHION, PASSAD 2 (SHOULDER SUPPORT) - BACKREST UPHOLSTERY MANDATORY	NC : 0515			○
BXA0484	<input type="checkbox"/>	VICAIR MULTIFONCTION BACK	NC : 0515, 0520, 0530, 0535, 1850	640,48		
BXA0486	<input type="checkbox"/>	VICAIR FLEX BACK	NC : 0515, 0520, 0530, 0535, 1850	776,36		
EXTRA LARGE BACKREST COVER/BACKREST CUSHION						
BXA0515	<input type="checkbox"/>	XL BACKREST COVER/BACKREST CUSHION				○
BACKREST UPHOLSTERY						
BXA0520	<input type="checkbox"/>	BLACK PLUSH TR35				○
BXA0530	<input type="checkbox"/>	BLACK PU TR26 - MUTLI STRETCH PU COATED FABRIC				◆
BXA0535	<input type="checkbox"/>	BLACK SPACER TR36				○
PUSHHANDLES						
BXA0540	<input type="checkbox"/>	ANGLE ADJUSTABLE PUSHBAR			147,97	
BXA0550	<input type="checkbox"/>	Height adjustable and removable push handles				◆
BXA0560						
SEATING						
SEAT TILT TYPE						
BXA0580	<input type="checkbox"/>	ASSISTANT HAND OPERATED GAS PISTON FOR SEAT TILT - BACKREST RECLINE MANDATORY				◆
BXA0595	<input type="checkbox"/>	ELECTRIC BY REMOTE CONTROL - COMPLIES WITH EN 12184 : 2014	NC : 0600, 0620, 0630, 1770, 1860	995,26		
BACKREST RECLINE OPERATION TYPE						
BXA0600	<input type="checkbox"/>	ASSISTANT OPERATED GAS PISTON FOR BACKREST RECLINE				◆
BXA0620	<input type="checkbox"/>	FIXED BACKREST ANGLE (BARREL SCREW)				○
LEGRESTS / FOOTRESTS						
CENTRAL LEGRESTS TYPE						
BXA0630	<input type="checkbox"/>	CENTRAL LEGREST, INCL CALFPAD AND FOOTREST.	NC : 0640, 0650, 0655, 0660, 0670, 0690, 0710, 0720, 0740, 0760, 0770, 0790, 0810, 0830, 0850, 1000, 1300, 1310, 1311, 1312, 1313	900,47		
LEGRESTS / HANGERS ADJUSTMENT						
BXA0640	<input type="checkbox"/>	LOW POSITION, STANDARD				◆
BXA0650	<input type="checkbox"/>	HIGH POSITION FOR LONGER LEGS, 50 MM HIGHER			109,00	
BXA0655	<input type="checkbox"/>	90° HANGER ATTACHMENT	NC : 0690, 0740	52,13		
LEGRESTS / HANGERS LH TYPE						
BXA0660	<input type="checkbox"/>	HANGER ANGLE ADJUSTABLE - LH. WITH KNEE PAD AND CALF SUPPORT	NC : 0760, 0790, 1290			◆
BXA0670	<input type="checkbox"/>	HANGER FIXED 80 DEG, SWING IN SWING OUT				○
BXA0690	<input type="checkbox"/>	LEGREST AMPUTEE	NC : 0760, 0770, 0790, 0810, 1290, 1300, 1310	140,28		
LEGRESTS / HANGERS RH TYPE						
BXA0710	<input type="checkbox"/>	HANGER ANGLE ADJUSTABLE - RH. WITH KNEE PAD AND CALF SUPPORT	NC : 0760, 0830, 1290			◆
BXA0720	<input type="checkbox"/>	HANGER FIXED 80 DEG, SWING IN SWING OUT				○
BXA0740	<input type="checkbox"/>	LEGREST AMPUTEE	NC : 0760, 0770, 0830, 0850, 1290, 1300, 1310	140,28		



0370



0390



0400



0450



0460



0470



0480



0540



0630



0660



0710











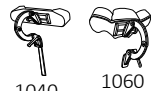







0670




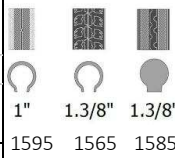



0690



0740

FOOTRESTS						
FOOTRESTS ONE PIECE						
BXA0760	<input type="checkbox"/>	FOOTREST ONE PIECE DEPTH AND ANGLE ADJUSTABLE SHORT TUBE.	NC : 0630, 0660, 0690, 0710, 0740, 0790, 0830, 1311, 1312, 1313	202,84	 0760/0770	
BXA0770	<input type="checkbox"/>	FOOTREST ONE PIECE DEPTH AND ANGLE ADJUSTABLE LONG TUBE.	NC : 0790, 0810, 0830, 0850, 1311, 1312, 1313	202,84		
FOOTRESTS LH TYPE						
BXA0790	<input type="checkbox"/>	FOOTREST LOWER PART, DEPTH AND ANGLE ADJUSTABLE WITH SHORT TUBE AND HEEL STRAP, LH	NC : 0660, 0690, 0760, 0770	<input type="radio"/>	 0810/ 0850	
BXA0810	<input type="checkbox"/>	FOOTREST LOWER PART, DEPTH AND ANGLE ADJUSTABLE WITH LONG TUBE AND HEEL STRAP, LH	NC : 1290	<input checked="" type="radio"/>		
FOOTRESTS RH TYPE						
BXA0830	<input type="checkbox"/>	FOOTREST LOWER PART, DEPTH AND ANGLE ADJUSTABLE WITH SHORT TUBE AND HEEL STRAP, RH	NC : 0710, 0740, 0760, 0770	<input type="radio"/>	 0810/ 0850	
BXA0850	<input type="checkbox"/>	FOOTREST LOWER PART, DEPTH AND ANGLE ADJUSTABLE WITH LONG TUBE AND HEEL STRAP, RH	NC : 1330	<input checked="" type="radio"/>		
ARMRESTS (Height adjustable, Autolock attachment included)						
ARMRESTS LH TYPE						
BXA0860	<input type="checkbox"/>	STRAIGHT NARROW PAD, LH	NC : 1717	<input type="radio"/>	 0860	
BXA0870	<input type="checkbox"/>	STANDARD PAD, LH	NC : 0985, 1717	<input checked="" type="radio"/>		
BXA0875	<input type="checkbox"/>	HIGH ARMREST (+55MM), STANDARD PAD, LH	NC : 0985, 1717	36,02	 0870	
BXA0890	<input type="checkbox"/>	HEMIPLEGIC ARMRESTS, LH.	NC : 0980, 0985, 1710, 1715, 1717, 1720, 1730, 1735, 1740	113,17		
BXA0910	<input type="checkbox"/>	WITHOUT ARMREST, LH	NC : 0985, 1710, 1715, 1720, 1730, 1735, 1740	<input type="radio"/>		
ARMRESTS RH TYPE						
BXA0920	<input type="checkbox"/>	STRAIGHT NARROW PAD, RH	NC : 1716	<input type="radio"/>	 0890	
BXA0930	<input type="checkbox"/>	STANDARD PAD, RH	NC : 0985, 1716	<input checked="" type="radio"/>		
BXA0935	<input type="checkbox"/>	HIGH ARMREST (+55MM), STANDARD PAD, RH	NC : 0985, 1716	36,02	 0890	
BXA0950	<input type="checkbox"/>	HEMIPLEGIC ARMRESTS, RH	NC : 0985, 1710, 1715, 1716, 1720, 1730, 1735, 1740	113,17		
BXA0970	<input type="checkbox"/>	WITHOUT ARMREST, RH	NC : 0980, 0985, 1710, 1715, 1720, 1730, 1735, 1740	<input type="radio"/>		
SEATING OPTIONS						
ARMREST OPTIONS						
BXA0980	<input type="checkbox"/>	PAD, SIDE REST		33,18	 1000	
BXA0985	<input type="checkbox"/>	PADDED ARMPAD COVER, BLACK PLUSH TR35	NC : 1710, 1715, 1716, 1717, 1720, 1725, 1730, 1735, 1740	41,71		
SEAT OPTIONS						
BXA0990	<input type="checkbox"/>	INCONTINENCE COVER		33,18	 1040 1060	
BXA1000	<input type="checkbox"/>	ABDUCTION CUSHION	NC : 1020	246,45		
BXA1010	<input type="checkbox"/>	SEAT PLATE EXTENSION IN WIDTH, FORWARD, REAR OR ASSYMETRIC (AS KIT, TWO UNITS OF PLATES)		83,41	 1041/ 1047	
BXA1020	<input type="checkbox"/>	2 CM SEAT HEIGHT INCREASED SEAT PLATE		94,79		
BACKREST OPTIONS						
BXA1040	<input type="checkbox"/>	HEADREST, SIDEWISE ADJUSTABLE	NC : 1047, 1060, 1070	<input checked="" type="radio"/>	 1040 1060	
BXA1060	<input type="checkbox"/>	HEADREST WITH CHEEK SUPPORT, SIDEWISE ADJUSTABLE	NC : 1047, 1050, 1070	225,59		
BXA1041	<input type="checkbox"/>	MATRX ELAN STANDARD PAD (254 mm / 10")	NC : 1050, 1070	218,01	 1041/ 1047	
BXA1046	<input type="checkbox"/>	MATRX ELAN 4-POINT PAD (280W x 254H mm / 11"W x 10"H)	NC : 1050, 1070	408,53		
BXA1047	<input type="checkbox"/>	MATRX ELAN HARDWARE		201,90	 1070	
BXA1050	<input type="checkbox"/>	COVER FOR HEADREST	NC : 1060, 1070	47,39		
BXA1070	<input type="checkbox"/>	NECKREST		<input type="radio"/>		
BXA1090	<input type="checkbox"/>	HANDLES CLINIC KIT FOR HEAD-/NECKREST		30,33	 1100 1110	
TRUNK SUPPORT LH						
BXA1100	<input type="checkbox"/>	TRUNK SUPPORT MULTI ADJUSTABLE WITH STANDARD ARM (LH)		174,41		
BXA1180	<input type="checkbox"/>	TRUNK SUPPORT SWINGAWAY (LH)		157,35	 1180 1190	
TRUNK SUPPORT RH						
BXA1110	<input type="checkbox"/>	TRUNK SUPPORT MULTI ADJUSTABLE WITH STANDARD ARM (RH)		174,41		
BXA1190	<input type="checkbox"/>	TRUNK SUPPORT SWINGAWAY (RH)		157,35	 1180 1190	
OTHERS BACKREST OPTIONS						
BXA1240	<input type="checkbox"/>	WEDGES (ONE PAIR)		<input type="radio"/>		
BXA1260	<input type="checkbox"/>	TILT SCALE, BACKREST RECLINE		16,11		

LEGREST OPTIONS					 1311 / 1312 / 1313
BXA1290	<input type="checkbox"/>	CALF STRAP (FOR FOOTREST ONE PIECE)		87,20	
BXA1300	<input type="checkbox"/>	FOOT PLATE PADDING		103,32	
BXA1310	<input type="checkbox"/>	CALF STRAP PADDED		126,07	
BXA1311	<input type="checkbox"/>	BODYPOINT ANKLE HUGGERS LARGE	MOUNTING KIT INCLUDED	170,62	
BXA1312	<input type="checkbox"/>	BODYPOINT ANKLE HUGGERS MEDIUM	MOUNTING KIT INCLUDED	170,62	
BXA1313	<input type="checkbox"/>	BODYPOINT ANKLE HUGGERS SMALL	MOUNTING KIT INCLUDED	161,14	
CHASSIS					 1320 1330 1350 1340 1360
COLOUR STRAPS CHASSIS					
BXA1320	<input type="checkbox"/>	BLUE		◆	
BXA1330	<input type="checkbox"/>	SILVER		○	
BXA1340	<input type="checkbox"/>	RED		○	
BXA1350	<input type="checkbox"/>	CHAMPAGNE		○	
BXA1360	<input type="checkbox"/>	PETROLIUM GREEN		○	
BXA1365	<input type="checkbox"/>	WITHOUT COLOUR STRAPS		○	
CASTOR ATTACHMENT TYPE					
BXA1370	<input type="checkbox"/>	FIXED		◆	
BXA1380	<input type="checkbox"/>	QR		75,83	
FRONT CASTORS					 Standard
BXA1395	<input type="checkbox"/>	4" x 1" - 100X27 BLACK SOFTROLL		○	
BXA1400	<input type="checkbox"/>	5" x 1" - 125X27 BLACK MEDIUM HARD		○	
BXA1415	<input type="checkbox"/>	6" x 1.1/4" - 140X40 BLACK SOFT		○	
BXA1435	<input type="checkbox"/>	8" x 1.1/4" - 150X30 BLACK MEDIUM HARD		◆	
BXA1465	<input type="checkbox"/>	8" x 1.1/4" - 200X32 PNEUMATIC BLACK		○	
BXA1475	<input type="checkbox"/>	8" x 2" - 200X45 BLACK SOLID TYRE		○	
REAR WHEELS					
REAR WHEELS SIZE					
BXA1515	<input type="checkbox"/>	20" / 515 MM - QUICK RELEASE ATTACHMENT	NC : 1542, 1546, 1548, 1585, 1595, 1630	○	
BXA1525	<input type="checkbox"/>	22" / 560 MM - QUICK RELEASE ATTACHMENT	NC : 1630	○	
BXA1535	<input type="checkbox"/>	24" / 600 MM - QUICK RELEASE ATTACHMENT		◆	
REAR WHEELS TYPE					
BXA1542	<input type="checkbox"/>	STANDARD ( BLACK HUB, COLORLESS RIM & ZINC PLATTED SPOKES )	NC : 1620, 1630	◆	
BXA1544	<input type="checkbox"/>	REINFORCED (COLORLESS HUB, CLEAR ANODIZED RIM & STAINLESS STEEL SPOKES)		○	
BXA1546	<input type="checkbox"/>	DRUM BRAKE (22/24" : COLORLESS HUB, CLEAR ANODIZED RIM & STAINLESS STEEL SPOKES / 16" : BLACK PLASTIC HUB & RIM)	NC : 1595	213,27	
BXA1548	<input type="checkbox"/>	ONE ARM DRIVE (BLACK HUB & ZINC PLATTED SPOKED WITH ONE ARM DRIVE HANDRIM SYSTEM)	NC : 1565, 1610, 1620, 1630, 1670	○	
TYRE TYPE					 1" 1.3/8" 1.3/8" 1595 1565 1585
BXA1565	<input type="checkbox"/>	PNEUMATIC PROFILED BLACK 1" 3/8		◆	
BXA1585	<input type="checkbox"/>	TYRES SOLID BLACK 1" 3/8		○	
BXA1595	<input type="checkbox"/>	PNEUMATIC LOW PROFILE BLACK 1"		○	
HANDRIM TYPE					
BXA1610	<input type="checkbox"/>	ALUMINIUM		◆	
BXA1620	<input type="checkbox"/>	PLASTIC COATED		200,00	
BXA1630	<input type="checkbox"/>	BRUSHED STAINLESS STEEL		196,21	
WHEEL OPTIONS					
SPOKEGUARD					 1690 1691 / 1692 1693 / 1694 1696 / 1697
BXA1670	<input type="checkbox"/>	FROST		219,91	
SAFETY					
SAFETY OPTIONS					
BXA1680	<input type="checkbox"/>	USER OPERATED TYRE BRAKES		◆	
BXA1685	<input type="checkbox"/>	ONE ARM BRAKE LH		327,01	
BXA1687	<input type="checkbox"/>	ONE ARM BRAKE RH		327,01	
BXA1690	<input type="checkbox"/>	PELVIC BELT - PLASTIC BUCKLE		73,93	
BXA1691	<input type="checkbox"/>	BODYPOINT 2 POINT CENTER-PULL PUSH-BUTTON MEDIUM		120,38	
BXA1692	<input type="checkbox"/>	BODYPOINT 2 POINT CENTER-PULL PUSH-BUTTON LARGE		127,01	
BXA1693	<input type="checkbox"/>	BODYPOINT 4 POINT CENTER-PULL PUSH-BUTTON MEDIUM		134,60	
BXA1694	<input type="checkbox"/>	BODYPOINT 4 POINT CENTER-PULL PUSH-BUTTON LARGE		142,18	
BXA1696	<input type="checkbox"/>	BODYPOINT PIVOTFIT HARNESS MEDIUM	ONLY WITH ELITE E2 /ELITE DEEP E2 BACKS OR WITH HEADREST / NECKREST	220,85	
BXA1697	<input type="checkbox"/>	BODYPOINT PIVOTFIT HARNESS LARGE	ONLY WITH ELITE E2 /ELITE DEEP E2 BACKS OR WITH HEADREST /NECKREST	227,49	





## POSITIONING OPTIONS

Think of Bodypoint positioning accessories: belts, harnesses, ankle supports.




## OPTIONS


### TABLE TRAY

BXA1710	<input type="checkbox"/>	TABLE TRAY INCL MOUNTING KIT	NC : 1725	72,83	 1710
BXA1715	<input type="checkbox"/>	TABLE TRAY WITH ELBOW PADS	NC : 1725	154,50	
BXA1716	<input type="checkbox"/>	HALF TABLE TRAY, CLEAR, FLIP UP, LH (ARMREST WITH STRAIGHT NARROW PAD INCL.)	NC : 1720	72,83	 1716 1717
BXA1717	<input type="checkbox"/>	HALF TABLE TRAY, CLEAR, FLIP UP, RH (ARMREST WITH STRAIGHT NARROW PAD INCL.)	NC : 1720	72,83	
BXA1730	<input type="checkbox"/>	SWING AWAY TABLE	NC : 1740	300,47	 1730
BXA1735	<input type="checkbox"/>	SWING AWAY TABLE WITH ELBOW PADS	NC : 1740	348,82	 1735

### TABLE TRAY CUSHION

BXA1720	<input type="checkbox"/>	TABLE CUSHION	NC : 1730, 1735	104,27	
BXA1725	<input type="checkbox"/>	PADDING	NC : 1730, 1735	90,05	 1725





### OTHERS OPTIONS

BXA1740	<input type="checkbox"/>	LOCKING DEVICE FOR TABLE TRAY		59,72	
BXA1770	<input type="checkbox"/>	MOUNTING BRACKET VIAMOBIL	NC : 1830, 1860	313,74	
BXA1820	<input type="checkbox"/>	HARNESS ATTACHMENT BACKREST, UPPER		78,67	
BXA1830	<input type="checkbox"/>	KERB LEVER	NC : 1860	75,83	
BXA1850	<input type="checkbox"/>	TRANSPORTATION BRACKETS FOR OCCUPIED AND NON OCCUPIED TRANSPORT		52,13	 1820
BXA1860	<input type="checkbox"/>	VENTILATOR TRAY		599,05	
BXA1880	<input type="checkbox"/>	DRIP STAND		105,21	
BXA1890	<input type="checkbox"/>	RESTRICTOR KIT		0	

### COMPATIBILITY CHART: Seat height / rear wheel size / seat tilt

REA Dahlia 45°				
Seat Height	Rear wheel size	Seat tilt as delivered	Backrest recline as delivered	
350mm	16"	45	30	
	20"	30	30	
380mm	16"	45	30	
	20"	45	10	
	22"	30	30	
400mm	20"	45	30	
430mm	20"	45	30	
	22"	45	30	
450mm	22"	45	30	
	24"	45	30	
480mm	16"	45	30	
	24"	45	30	
500mm	16"	45	30	

### RAMPS

1440530	<input type="checkbox"/>	<b>Fiberglass Folding Mono Ramp</b> Folded dimensions: 2000 x 230 mm 16.3 kg - maximum capacity: 300 kg		1 787,68	 1440530
1654128	<input type="checkbox"/>	<b>Basic ramp 2 telescopic parts</b> in aluminum and non-slip coating. Folded dimensions: 1210 x 194 mm. 8.8 kg per pair - maximum capacity: 270 kg		402,84	 1654128
1654129	<input type="checkbox"/>	<b>Quick2go Compact 3-part</b> aluminum telescopic ramp with non-slip coating Folded dimensions: 870 x 237 mm 13.6 kg per pair - max. : 260 kg		805,69	 1654129
1654130	<input type="checkbox"/>	<b>Aluminium folding mono ramp</b> Folded dimensions: 1824 x 714 mm 13.9 kg - maximum capacity: 300 kg		426,54	 1654130